


Master of Finance Employment Report 2016



MASTER OF FINANCE EMPLOYMENT DATA

CLASS PROFILE¹

Number of Candidates	119
US Citizens	10%
International	90%
Women	45%
GMAT Score Range	690-770
Average Undergraduate GPA (out of 4.0)	3.7
Average Years Full-Time Work Experience	1.5

¹ Class profile as of matriculation.

EMPLOYMENT PROFILE²

	NUMBER	%
Seeking Full-Time Employment	72	60.5
Not Seeking Full-Time Employment	47	39.5
Seeking Internship	26	21.8
Postponing Search	10	8.4
Sponsored & Returning to Company	7	5.9
Continuing Education	4	3.4
Total	119	100

² Employment data based on students graduating in June 2016 and February 2017.

FULL-TIME EMPLOYMENT DATA

OFFER & ACCEPTANCE RATES as of September 30, 2016


	TOTAL	US	Outside of the US
Offers	91.7%	55.6%	36.1%
Acceptances	76.4%	48.6%	27.8%

BASE SALARY

	MEDIAN	MEAN	LOW	HIGH
US Citizens & Permanent Residents	\$85,000	\$88,000	\$70,000	\$114,000
International	\$75,000	\$76,364	\$27,000	\$125,000
Total	\$77,500	\$77,845	\$27,000	\$125,000

MASTER OF FINANCE DEGREE PROGRAM GAINS STEM CLASSIFICATION

The MIT Sloan Master of Finance program announced June 2 that it has achieved classification as a STEM (science, technology, engineering and math) program. This new designation, determined by the Department of Homeland Security, allows international students to extend their training in the United States by working in their field of study. Instead of 12 months of optional practical training, they have a total of 36 months under STEM, which amounts to an extra two years of working in the United States.

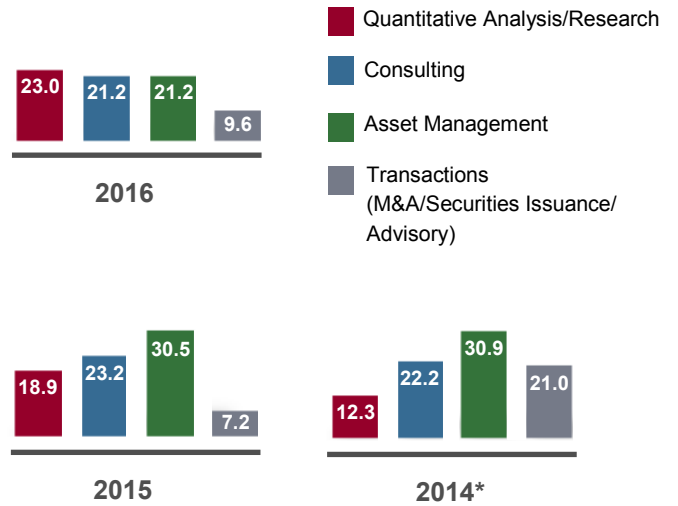


FULL-TIME EMPLOYMENT DATA (Continued)

FUNCTIONAL AREA	%
FINANCE	
Asset Management	21.2
Research	17.2
Transactions (M&A/Securities Issuance/Advisory)	9.6
Quantitative Analysis	5.8
Corporate Finance and Treasury	5.8
Sales & Trading	1.9
Venture Capital	1.9
Other Finance	1.9
CONSULTING	
Management/Strategy Consulting	15.4
Financial Services/Economic Consulting	5.8
OTHER BUSINESS FUNCTIONS	
	13.5

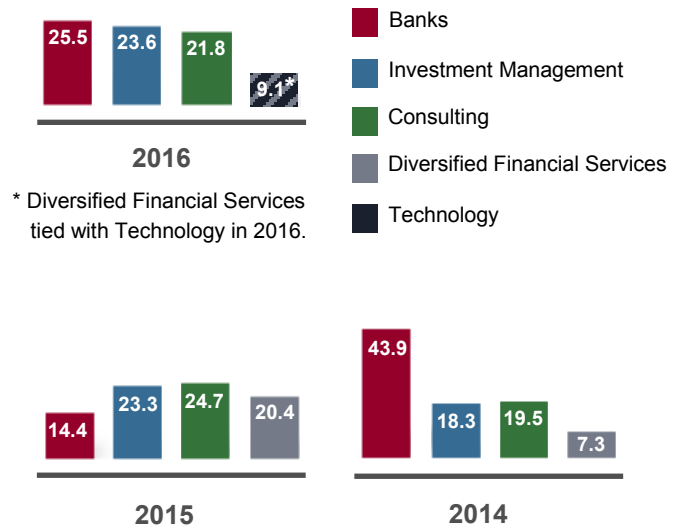
INDUSTRY	%
FINANCE	
Banks	25.5
Investment Management	23.6
Diversified Financial Services	9.1
Private Equity	3.6
CONSULTING	
	21.8
TECHNOLOGY	
	9.1
RETAIL	
	5.5
ENERGY	
	1.8

TOP FUNCTIONS

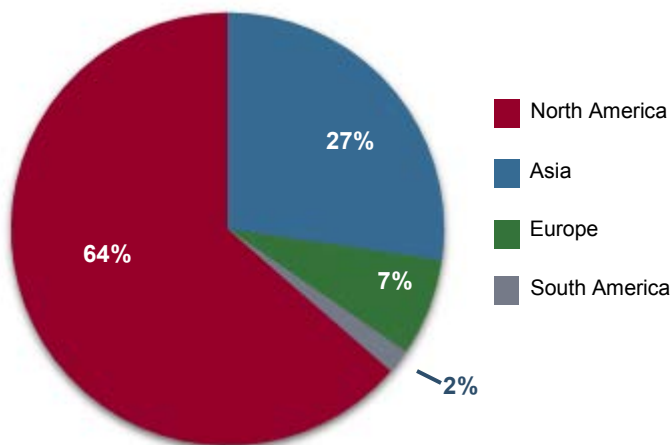


* Functional areas were clarified and re-categorized in 2014.

TOP INDUSTRIES



JOB ACCEPTANCES BY GEOGRAPHIC LOCATION



SOURCE OF JOB

SCHOOL-FACILITATED	44.4%
On-campus Interviewing, Job Postings, Resume Database, Alumni/Faculty Referrals, Club Events	
STUDENT-FACILITATED	55.6%
Contacted Directly, Previous Employer, Online Job Board, Personal Network	

INTERNSHIP EMPLOYMENT DATA

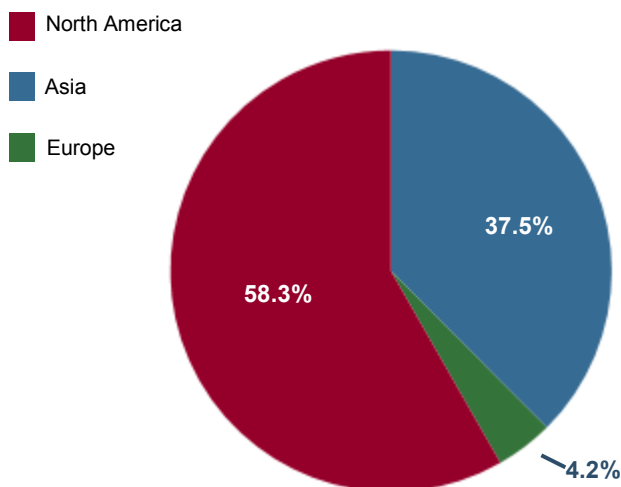
INTERNSHIP EMPLOYMENT PROFILE ²	NUMBER	%
Seeking Internship	26	89.7
Not Seeking Internship	1	3.4
Continuing Education	2	6.9
Total	29	100

² Employment data based on students whose degree is conferred in February 2017. Full-time employment data will be reported in the 2017 Employment Report.

INTERNSHIP OFFER & ACCEPTANCE RATES as of September 30, 2016	TOTAL	US	Outside of the US
Offers	96.2%	53.9%	42.3%
Acceptances	92.3%	50.0%	42.3%

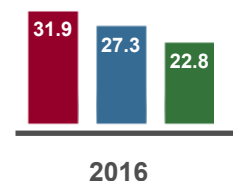
MONTHLY SALARY OVERVIEW	
Median Monthly Salary	\$6,834
Range of Monthly Salary	\$3,600-\$9,583

INTERNSHIP ACCEPTANCES BY GEOGRAPHIC LOCATION



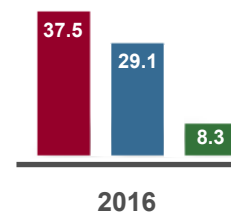
TOP FUNCTIONS

- Investment Banking
- Asset Management
- Quantitative Analysis/Research



TOP INDUSTRIES

- Investment Banking
- Investment Management
- Venture Capital



SOURCE OF INTERNSHIP

SCHOOL-FACILITATED	55.5%
On-campus Interviewing, Job Postings, Resume Database, Alumni/Faculty Referrals, Club Events	
STUDENT-FACILITATED	45.5%
Contacted Directly, Previous Employer, Online Job Board, Personal Network	

Employers Hiring Master of Finance Students

500IPO
Accenture
AIG
Alphadyne Asset Management
Altman Vilandrie & Company
Apex Capital Holdings
Arrowstreet Capital
Athena Capital Research
Bain & Company*
Bank of Georgia
BlackRock
Capula Investment Management
China International Capital Corporation
Citadel
Coursera
CPP Investment Board
CV Advisors Family Office
Deloitte Consulting*
Enfusion Systems
Enfusion,
Ernst & Young
Falabella

Fidelity Investments
Five Rings
Fosun Group
Fredericks Michael & Co.
General Motors
Goldman Sachs Group*
Hong Kong Exchanges and Clearing Limited
International Monetary Fund
JPMorgan Chase & Co.
JP Morgan Asia Pacific
JUMP Investors
Man Group
McKinsey & Company*
Microsoft Corporation
MIT Golub Center for Finance & Policy
Morgan Stanley Asset Limited
MSCI Inc.
Nasdaq
NERA Economic Consulting
PanAgora
Putnam Investments
Rothschild

Sandler Capital Management
Silk Road Fund
Sinolink Asset Management
Staples,
State Administration of Foreign Exchange
State Street Global Advisors
SunPower Corporation
The Boston Consulting Group
UBS*
Versailles Group,
VMware,
Walmart
Willis Towers Watson
WorldQuant

Bolded companies hired at least two Master of Finance students in 2016 for full-time and/or internship positions.

* Companies who have hired Master of Finance graduates for the last three years.

Master of Finance Contacts

Career Development Office

Sue Kline

Senior Director
skline@mit.edu
1-617-253-6149

Master of Finance Program Office

Heidi Pickett

Director
hpickett@mit.edu
1-617-324-8121

Nondiscrimination Policy

The Massachusetts Institute of Technology is committed to the principle of equal opportunity in education and employment. The Institute does not discriminate against individuals on the basis of race, color, sex, sexual orientation, gender identity, religion, disability, age, genetic information, veteran status, ancestry, or national or ethnic origin in the administration of its educational policies, admissions policies, employment policies, scholarship and loan programs, and other Institute administered programs and activities, but may favor US citizens or residents in admissions and financial aid.*

The Vice President for Human Resources is designated as the Institute's Equal Opportunity Officer and Title IX Coordinator. Inquiries concerning the Institute's policies, compliance with applicable laws, statutes, and regulations (such as Title VI, Title IX, and Section 504), and complaints may be directed to the Vice President for Human Resources, Room E19-215, 617-253-6512, or to the Manager of Staff Diversity and Inclusion, Room E19-215, 617-452-4516. In the absence of the Vice President for Human Resources or the Manager of Staff Diversity and Inclusion, inquiries or complaints may be directed to the Executive Vice President, Room 4-204, 617-253-3928, or to the Director of Labor and Employee Relations, Room E19-235N, 617-253-4264, respectively. Inquiries about the laws and about compliance may also be directed to the Assistant Secretary for Civil Rights, US Department of Education.

**The ROTC programs at MIT are operated under Department of Defense (DoD) policies and regulations, and do not comply fully with MIT's policy of nondiscrimination with regard to gender identity. MIT continues to advocate for a change in DoD policies and regulations concerning gender identity, and will replace scholarships of students who lose ROTC financial aid because of these DoD policies and regulations.*