

Master of Finance

EMPLOYMENT

REPORT

2017

MIT
MANAGEMENT
SLOAN SCHOOL



MASTER OF FINANCE EMPLOYMENT DATA

CLASS PROFILE¹

Number of Candidates	114
US Citizens	11%
International	89%
Women	37%
GMAT Score Range	700-770
Average Undergraduate GPA (out of 4.0)	3.7
Average Full-Time Work Experience	17 months

¹ Class profile, as of matriculation, February and June 2017 graduates.


FULL-TIME EMPLOYMENT DATA

CLASS OF 2017 EMPLOYMENT PROFILE ²	NUMBER	%
Seeking Full-Time Employment	93	81.6
Not Seeking Full-Time Employment	21	18.4
Postponing Search	6	5.3
Sponsored & Returning to Company	11	9.6
Continuing Education	3	2.6
Starting a Business	1	0.9
Total	114	100

² Employment data based on students graduating in February and June 2017.

OFFER & ACCEPTANCE RATES as of June 30, 2018	TOTAL	US	Outside of the US
Offers	92.5%	54.7%	45.3%
Acceptances	92.5%	54.7%	45.3%

BASE SALARY BY CITIZENSHIP	MEDIAN	LOW	HIGH
US Citizens & Permanent Residents	\$107,500	\$80,000	\$150,000
International	\$75,000	\$25,000	\$130,000
Total	\$80,000	\$25,000	\$150,000



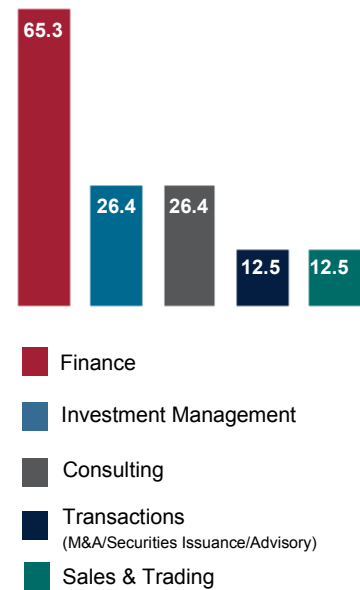
FULL-TIME EMPLOYMENT DATA

FUNCTIONAL AREA	%
FINANCE	65.3
Investment Management	26.4
Transactions (M&A/Securities Issuance/Advisory)	12.5
Research	2.8
Quantitative Analysis	8.3
Sales & Trading	12.5
Venture Capital	1.4
Other Finance	1.4
CONSULTING	26.4
Management/Strategy Consulting	20.8
Financial Services/Economic Consulting	5.6
OTHER BUSINESS FUNCTIONS	8.3

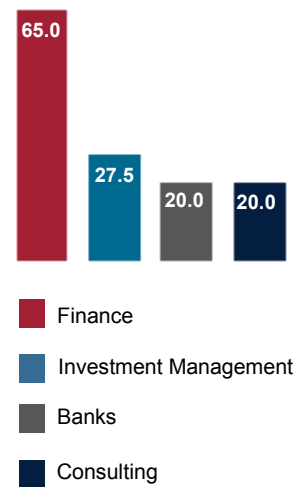
INDUSTRY	%
FINANCE	65.0
Investment Management	27.5
Banks	20.0
Private Equity	5.0
Diversified Financial Services	12.5
CONSULTING	20.0
TECHNOLOGY	5.0
OTHER¹	10.0

¹ Other includes Consumer Products, Education, Real Estate and Media/Entertainment.

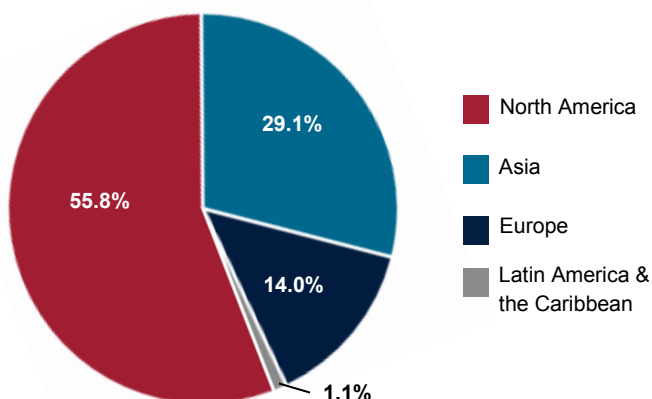
TOP FUNCTIONS



TOP INDUSTRIES



JOB ACCEPTANCES BY GEOGRAPHIC LOCATION



SOURCE OF JOB

SCHOOL-FACILITATED	57.4%
On-campus Interviewing, Job Postings, Resume Database, Alumni/Faculty Referrals, Club Events	
STUDENT-FACILITATED	42.6%
Contacted Directly, Previous Employer, Online Job Board, Personal Network	

Employers Hiring Master of Finance Students

Abraaj Group, The
Acadian Asset Management
Altman Vilandrie & Company*
AXA IM Chorus
Bain & Company*
Barclays
BDA China
BIGHEART
BlackRock*
BNP Paribas
Boston Consulting Group, The
Bracebridge Capital
Capstone Investment Advisors
China Asset Management
China International Capital Corporation
Citadel
Citi*
CITIC Securities
Committed Advisors
Cowen
Credicom
Deloitte Consulting*

Duff & Phelps
Eaton Vance Investment Managers
Egon Zehnder
Emirates NBD
Eventide Asset Management
GreenHarbor Investments
J.P. Morgan
J.P. Morgan Asia Pacific
KIMC (U.S.)
Krungthai Bank PCL
Liberty Mutual
Macquarie
Marathon Asset Management
Marathon Capital
Massive Entertainment
McKinsey & Company*
MIT Golub Center for Finance & Policy
Morgan Stanley
Morgan Stanley Asia Limited
NERA Economic Consulting
Noah Holdings
Ontario Teachers' Pension Plan
Prototerra Partners

PwC Strategy&
Risk Ident
State Administration of Foreign Exchange
State Street Corporation*
Stout Risius Ross
T. Rowe Price
TASER International
T-Mobile USA
Uber Technologies
UBS*
Vanke

Bolded companies hired at least two Master of Finance students in 2017 for full-time and/or internship positions.

* Companies who have hired Master of Finance graduates for the last three years.

Master of Finance Contacts

Career Development Office

Jean Ann Schulte

Director, Employer Relations
jaschul@mit.edu
1-617-324-8193

Master of Finance Program Office

Heidi Pickett

Director
hpickett@mit.edu
1-617-324-8121

Nondiscrimination Policy

The Massachusetts Institute of Technology is committed to the principle of equal opportunity in education and employment. The Institute prohibits discrimination against individuals on the basis of race, color, sex, sexual orientation, gender identity, religion, disability, age, genetic information, veteran status, or national or ethnic origin in the administration of its educational policies, admissions policies, employment policies, scholarship and loan programs, and other Institute administered programs and activities; the Institute may, however, favor US citizens or residents in admissions and financial aid.*

The Vice President for Human Resources is designated as the Institute's Equal Opportunity Officer. Inquiries concerning the Institute's policies, compliance with applicable laws, statutes, and regulations, and complaints may be directed to Lorraine Goffe, Vice President for Human Resources, NE49-5000, 617-253-6512. In addition, inquiries about Title IX (which prohibits discrimination on the basis of sex) may be directed to the Institute's Title IX Coordinator, Sarah Rankin, Room W31-223, 617-324-7526, titleIX@mit.edu. Inquiries about the laws and about compliance may also be directed to the United States Department of Education, Office for Civil Rights, Region I, 5 Post Office Square, 8th Floor, Boston, MA 02109-3921, 617-289-0111, OCR.Boston@ed.gov.

**The ROTC programs at MIT are operated under Department of Defense (DoD) policies and regulations, and do not comply fully with MIT's policy of nondiscrimination with regard to gender identity. MIT continues to advocate for a change in DoD policies and regulations concerning gender identity, and will replace scholarships of students who lose ROTC financial aid because of these DoD policies and regulations.*